

# SNF Virtual Training Program – Part 1


## Section D: Resident Mood Interview and Total Severity Score

Charlotte Steniger, RN, MSN, COS-C  
May 2023



# Objectives

- Identify the revisions to the Resident Mood Interview (PHQ-2 to 9<sup>©</sup>).
- Describe the changes to the guidance for coding and scoring the Resident Mood Interview and Total Severity Score.



## NOTE:

Section D includes a new data element, D0700. Social Isolation. As this data element is considered a Social Determinant of Health, training on this item and guidance can be found in the *Social Determinants of Health and New Data Elements in Section A* presentation.

# General Revisions to Section D

For Section D: Mood, found in the Minimum Data Set (MDS) 3.0 Resident Assessment Instrument (RAI) Manual v.1.18.11:

- Existing items were renumbered.
  - D0150. Resident Mood Interview (PHQ-2 to 9<sup>©</sup>).
  - D0160. Total Severity Score.
- Changes and updates were made to cross-setting data element guidance promoting alignment with other PAC settings.
- New guidance for D0100. Should Resident Mood Interview Be Conducted?
  - If a resident cannot communicate, then Staff Mood Interview (D0500 A–J) should be conducted, unless the assessment being completed is a stand-alone Part A Prospective Payment System (PPS) Discharge; if that is the case, then skip to D0700. Social Isolation.

**D0150**

# The Resident Mood Interview

# D0150: Resident Mood Interview – Item Rationale



## Health-Related Quality of Life

- It is important to note that coding the presence of clinical signs and symptoms of depressed mood does not automatically mean that the resident has a diagnosis of depression or other mood disorder.
- Assessors do not make or assign a diagnosis based on these findings; they simply record the presence or absence of specific clinical signs and symptoms of depressed mood.
  - Facility staff should recognize these signs and symptoms and consider them when developing the resident's individualized care plan.

# D0150: Resident Mood Interview (PHQ-2 to 9©)

PHQ-2©

## D0150. Resident Mood Interview (PHQ-2 to 9©)

**Say to resident: "Over the last 2 weeks, have you been bothered by any of the following problems?"**

If symptom is present, enter 1 (yes) in column 1, Symptom Presence.

If yes in column 1, then ask the resident: "About **how often** have you been bothered by this?"

Read and show the resident a card with the symptom frequency choices. Indicate response in column 2, Symptom Frequency.

### 1. Symptom Presence

- 0. No (enter 0 in column 2)
- 1. Yes (enter 0-3 in column 2)
- 9. No response (leave column 2 blank)

### 2. Symptom Frequency

- 0. Never or 1 day
- 1. 2-6 days (several days)
- 2. 7-11 days (half or more of the days)
- 3. 12-14 days (nearly every day)

1. Symptom Presence	2. Symptom Frequency
↓ Enter Scores in Boxes ↓	

A. Little interest or pleasure in doing things

<input type="checkbox"/>	<input type="checkbox"/>
--------------------------	--------------------------

B. Feeling down, depressed, or hopeless

<input type="checkbox"/>	<input type="checkbox"/>
--------------------------	--------------------------

If both D0150A1 and D0150B1 are coded 9, OR both D0150A2 and D0150B2 are coded 0 or 1, END the PHQ interview; otherwise, continue.

PHQ-9©  
The remaining  
7 questions.

C. Trouble falling or staying asleep, or sleeping too much

<input type="checkbox"/>	<input type="checkbox"/>
--------------------------	--------------------------

D. Feeling tired or having little energy

<input type="checkbox"/>	<input type="checkbox"/>
--------------------------	--------------------------

E. Poor appetite or overeating

<input type="checkbox"/>	<input type="checkbox"/>
--------------------------	--------------------------

F. Feeling bad about yourself - or that you are a failure or have let yourself or your family down

<input type="checkbox"/>	<input type="checkbox"/>
--------------------------	--------------------------

G. Trouble concentrating on things, such as reading the newspaper or watching television

<input type="checkbox"/>	<input type="checkbox"/>
--------------------------	--------------------------

H. Moving or speaking so slowly that other people could have noticed. Or the opposite - being so fidgety or restless that you have been moving around a lot more than usual

<input type="checkbox"/>	<input type="checkbox"/>
--------------------------	--------------------------

I. Thoughts that you would be better off dead, or of hurting yourself in some way

<input type="checkbox"/>	<input type="checkbox"/>
--------------------------	--------------------------

# D0150: Steps for Assessment

## Unchanged:

- The Steps for Assessment numbered 1–4 and 6–8 have either not been revised or have been updated to reflect the revised item name.

## Enhanced:

- Step 5. Be sure the resident can hear you.
  - Residents with a hearing impairment should be interviewed using their usual communication devices/techniques, as applicable, during the interview.

# D0150: Steps for Assessment – Changes to Step 9



Ask the first two questions (D0150A and D0150B) of the Resident Mood Interview (PHQ-2 to 9<sup>©</sup>).

- Suggested language: “Over the last 2 weeks, have you been bothered by any of the following problems?”
- Each question must be asked in sequence to assess **Symptom Presence** (column 1) and **Symptom Frequency** (column 2) before proceeding to the next question.

**D0150. Resident Mood Interview (PHQ-2 to 9<sup>©</sup>)**

**Say to resident: “Over the last 2 weeks, have you been bothered by any of the following problems?”**

If symptom is present, enter 1 (yes) in column 1, Symptom Presence.  
If yes in column 1, then ask the resident: “About **how often** have you been bothered by this?”  
Read and show the resident a card with the symptom frequency choices. Indicate response in column 2, Symptom Frequency.

	1. Symptom Presence	2. Symptom Frequency
	↓ Enter Scores in Boxes ↓	
A. Little interest or pleasure in doing things	<input type="checkbox"/>	<input type="checkbox"/>
B. Feeling down, depressed, or hopeless	<input type="checkbox"/>	<input type="checkbox"/>

If both D0150A1 and D0150B1 are coded 9, OR both D0150A2 and D0150B2 are coded 0 or 1, END the PHQ interview; otherwise, continue.

# D0150: Assessment Step 9



Enter code 9 in Column 1 and leave Column 2 blank if the resident:

- Was unable to complete the assessment.
- Chose not to complete the assessment, or
- Responded nonsensically.

A **nonsensical** response is a response that is unrelated, incomprehensible, or incoherent or if the resident's response is not informative with respect to the item being rated.

Example: When asked the question about "poor appetite or overeating," the resident answers, "I always win at poker."

# D0150: Steps for Assessment – Step 10



Determine whether to ask the remaining seven questions (D0150C to D0150I) of the Resident Mood Interview (PHQ-2 to 9<sup>©</sup>). Whether or not further evaluation of a resident's mood is needed depends on the resident's responses to the first two questions (D0150A and D0150B) of the Resident Mood Interview.

- If **both** D0150A1 and D0150B1 are coded **9**, OR **both** D0150A2 and D0150B2 are coded **0** or **1**, end the PHQ interview; otherwise continue.

If **both** D0150A1 and D0150B1 are **coded 9**,

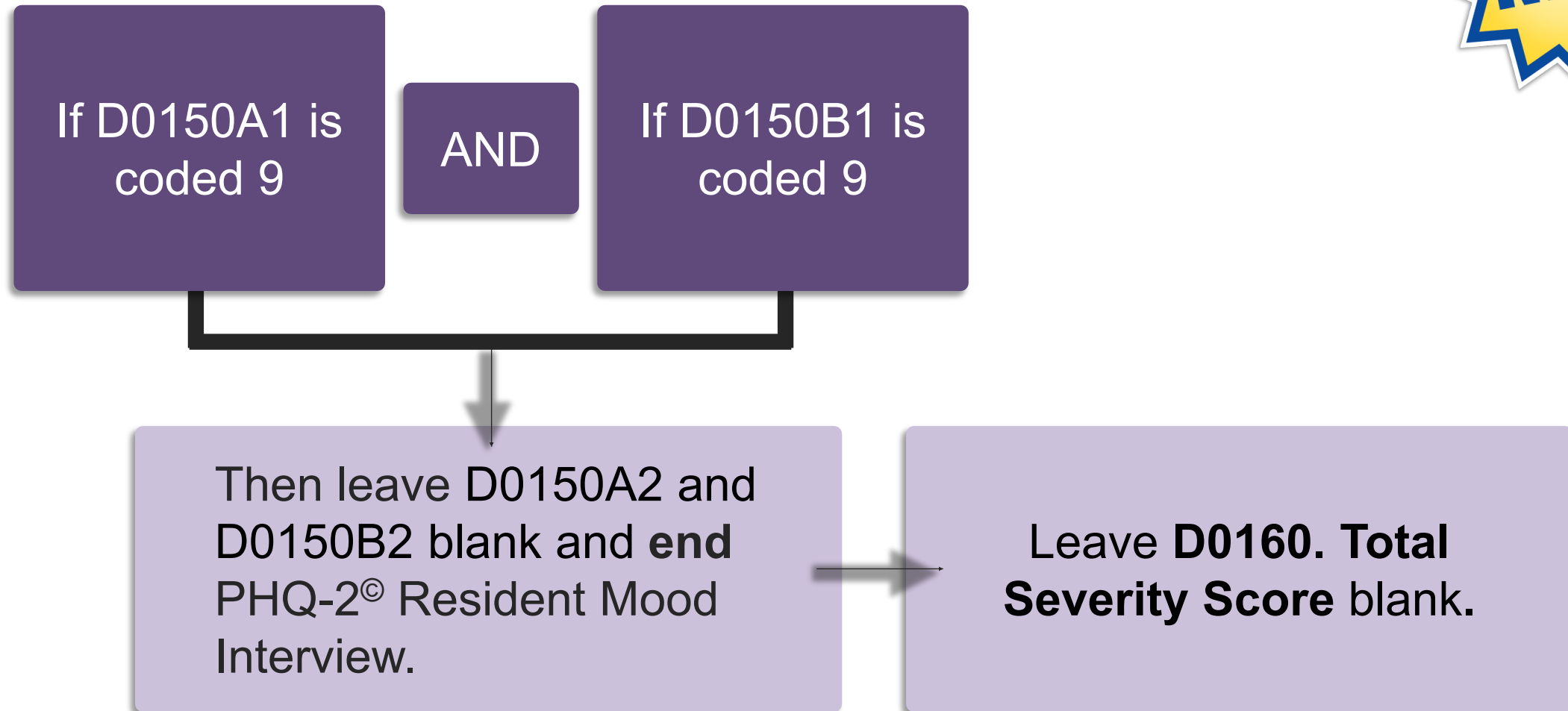
- Leave D0150A2 and D0150B2 **blank**,
- Then end the PHQ-2<sup>©</sup> and
- Leave D0160. Total Severity Score **blank**.

If **both** D0150A2 and D0150B2 are **coded 0 or 1**,

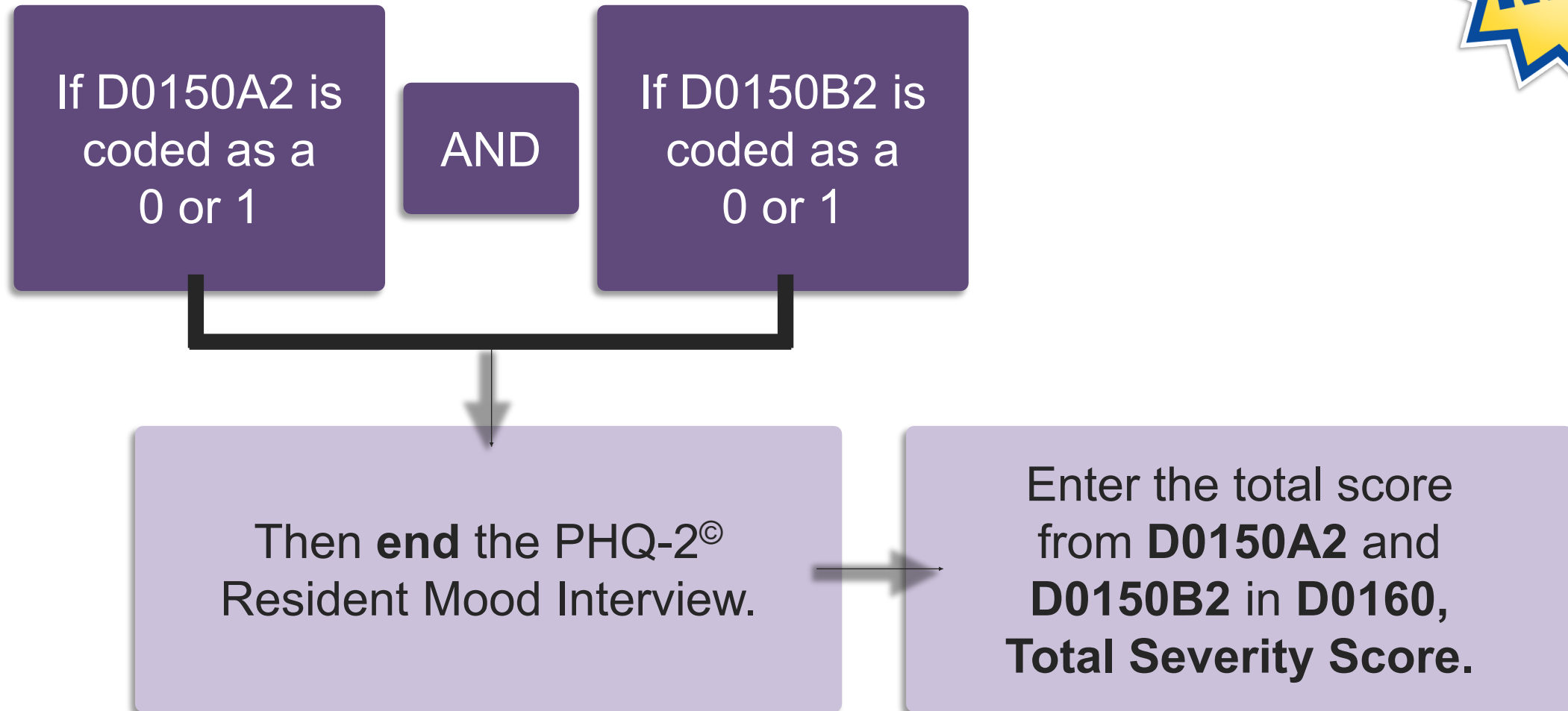
- Then end the PHQ-2<sup>©</sup> and
- Enter the **total score** from D0150A2 and D0150B2 in D0160. Total Severity Score.

- For all other scenarios, proceed to ask the remaining seven questions (D0150C to D0150I of the PHQ-9<sup>©</sup>) and complete D0160, Total Severity Score.

# Assessment Step 10 – Coding Logic: Symptom Presence, No Response



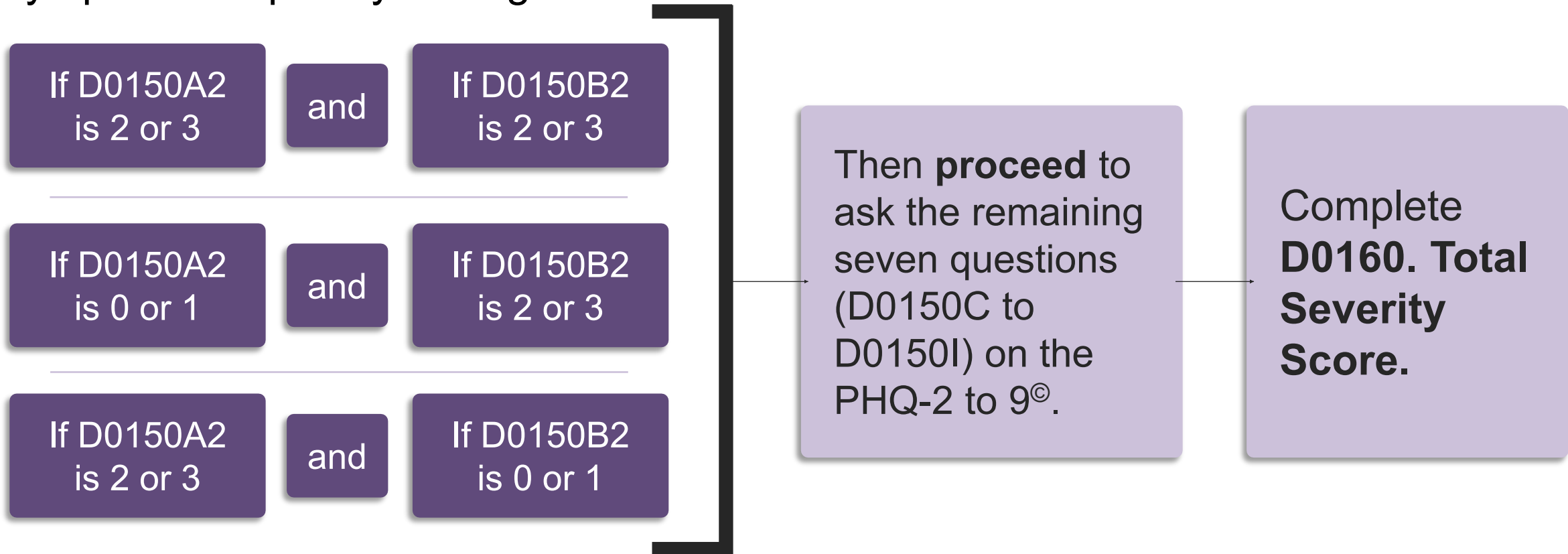
# Assessment Step 10 – Coding Logic: Symptom Frequency, Code 0 and 1



# Assessment Step 10 – Coding Logic: Completing the PHQ-9



Examples of when to proceed with D0150C through D0160I based on Symptom Frequency coding.



# PHQ-2 to 9<sup>©</sup> – Remaining Seven Questions



	1. Symptom Presence	2. Symptom Frequency
↓ Enter Scores in Boxes ↓		
If both D0150A1 and D0150B1 are coded 9, OR both D0150A2 and D0150B2 are coded 0 or 1, END the PHQ interview; otherwise, continue.		
C. <i>Trouble falling or staying asleep, or sleeping too much</i>	<input type="checkbox"/>	<input type="checkbox"/>
D. <i>Feeling tired or having little energy</i>	<input type="checkbox"/>	<input type="checkbox"/>
E. <i>Poor appetite or overeating</i>	<input type="checkbox"/>	<input type="checkbox"/>
F. <i>Feeling bad about yourself - or that you are a failure or have let yourself or your family down</i>	<input type="checkbox"/>	<input type="checkbox"/>
G. <i>Trouble concentrating on things, such as reading the newspaper or watching television</i>	<input type="checkbox"/>	<input type="checkbox"/>
H. <i>Moving or speaking so slowly that other people could have noticed. Or the opposite - being so fidgety or restless that you have been moving around a lot more than usual</i>	<input type="checkbox"/>	<input type="checkbox"/>
I. <i>Thoughts that you would be better off dead, or of hurting yourself in some way</i>	<input type="checkbox"/>	<input type="checkbox"/>

# D0150: Column 1. Symptom Presence

## D0150. Resident Mood Interview (PHQ-2 to 9©)

**Say to resident: “Over the last 2 weeks, have you been bothered by any of the following problems?”**

If symptom is present, enter 1 (yes) in column 1, Symptom Presence.

If yes in column 1, then ask the resident: “About **how often** have you been bothered by this?”

Read and show the resident a card with the symptom frequency choices. Indicate response in column 2, Symptom Frequency.

### 1. Symptom Presence

- 0. **No** (enter 0 in column 2)
- 1. **Yes** (enter 0-3 in column 2)
- 9. **No response** (leave column 2 blank)

### 2. Symptom Frequency

- 0. **Never or 1 day**
- 1. **2-6 days** (several days)
- 2. **7-11 days** (half or more of the days)
- 3. **12-14 days** (nearly every day)

1.  
**Symptom  
Presence**

2.  
**Symptom  
Frequency**

↓ Enter Scores in Boxes ↓

# D0150: Coding Instructions – Column 1. Symptom Presence



*If the resident indicates symptoms listed are...*

Not Present



**Code 0, No and**

Enter a 0 in Column 2.  
Symptom Frequency

Present



**Code 1, Yes and**


Enter a 0, 1, 2, or 3 in Column  
2. Symptom Frequency

*If the resident was unable or chose  
not to complete the assessment or  
responded nonsensically.*



**Code 9, No response and**

Leave Column 2. Symptom Frequency  
blank



Enter a Dash in Column 1 if the symptom presence was not assessed and  
leave Column 2. Symptom Frequency blank.

# D0150: Column 2. Symptom Frequency

## D0150. Resident Mood Interview (PHQ-2 to 9©)

**Say to resident: “Over the last 2 weeks, have you been bothered by any of the following problems?”**

If symptom is present, enter 1 (yes) in column 1, Symptom Presence.

If yes in column 1, then ask the resident: “About **how often** have you been bothered by this?”

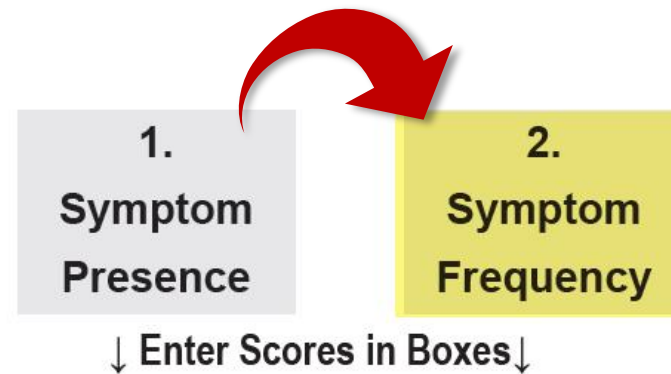
Read and show the resident a card with the symptom frequency choices. Indicate response in column 2, Symptom Frequency.

### 1. Symptom Presence

- 0. **No** (enter 0 in column 2)
- 1. **Yes** (enter 0-3 in column 2)
- 9. **No response** (leave column 2 blank)

### 2. Symptom Frequency

- 0. **Never or 1 day**
- 1. **2-6 days** (several days)
- 2. **7-11 days** (half or more of the days)
- 3. **12-14 days** (nearly every day)



# D0150: Coding Instructions – Column 2. Symptom Frequency



*If the resident indicates that **during the past 2 weeks**, they have been bothered by the symptom*



Never or only on one day



2-6 days



7-11 days



12-14 days

**Code 0**

Never or 1 day

**Code 1**

2–6 days  
(several days)

**Code 2**

7–11 days  
(half or more of the days)

**Code 3**

12–14 days  
(nearly every day)

# D0150. Resident Mood Interview – Coding Tips



Attempt to conduct the interview with ALL residents.

If Column 1 equals 0,  
enter 0 in Column 2.

If Column 1 equals 9 or dash,  
leave Column 2 blank.

## D0150. Resident Mood Interview (PHQ-2 to 9©)

Say to resident: “Over the last 2 weeks, have you been bothered by any of the following problems?”

If symptom is present, enter 1 (yes) in column 1, Symptom Presence.

If yes in column 1, then ask the resident: “About **how often** have you been bothered by this?”

Read and show the resident a card with the symptom frequency choices. Indicate response in column 2, Symptom Frequency.

### 1. Symptom Presence

- 0. No (enter 0 in column 2)
- 1. Yes (enter 0-3 in column 2)
- 9. No response (leave column 2 blank)

### 2. Symptom Frequency

- 0. Never or 1 day
- 1. 2-6 days (several days)
- 2. 7-11 days (half or more of the days)
- 3. 12-14 days (nearly every day)

1. Symptom Presence	2. Symptom Frequency
↓ Enter Scores in Boxes ↓	

A. Little interest or pleasure in doing things

0 0

B. Feeling down, depressed, or hopeless

☐ ☐

If both D0150A1 and D0150B1 are coded 9, OR both D0150A2 and D0150B2 are coded 0 or 1, END the PHQ interview; otherwise, continue.

## D0150. Resident Mood Interview (PHQ-2 to 9©)

Say to resident: “Over the last 2 weeks, have you been bothered by any of the following problems?”

If symptom is present, enter 1 (yes) in column 1, Symptom Presence.

If yes in column 1, then ask the resident: “About **how often** have you been bothered by this?”

Read and show the resident a card with the symptom frequency choices. Indicate response in column 2, Symptom Frequency.

### 1. Symptom Presence

- 0. No (enter 0 in column 2)
- 1. Yes (enter 0-3 in column 2)
- 9. No response (leave column 2 blank)

### 2. Symptom Frequency

- 0. Never or 1 day
- 1. 2-6 days (several days)
- 2. 7-11 days (half or more of the days)
- 3. 12-14 days (nearly every day)

1. Symptom Presence	2. Symptom Frequency
↓ Enter Scores in Boxes ↓	

A. Little interest or pleasure in doing things

9 ☐

B. Feeling down, depressed, or hopeless

- ☐

If both D0150A1 and D0150B1 are coded 9, OR both D0150A2 and D0150B2 are coded 0 or 1, END the PHQ interview; otherwise, continue.

# **D0160. Total Severity Score**

# D0160. Total Severity Score – Item Rationale

## D0160. Total Severity Score

Enter Code

--	--

Add scores for all frequency responses in Column 2, Symptom Frequency. Total score must be between 00 and 27.  
Enter 99 if unable to complete interview (i.e., Symptom Frequency is blank for 3 or more required items).

## Health-related Quality of Life

- **Total Severity Score:** A summary of the frequency scores on the PHQ-2 to 9<sup>©</sup> that indicates the extent of potential depression symptoms.

# D0160: Planning for Care – PHQ-2 to 9<sup>©</sup>

## Response Interpretation



Responses to the PHQ-2 to 9<sup>©</sup> can indicate possible depression if the full PHQ-2 to 9<sup>©</sup> is completed (i.e., interview is not stopped after D0150B due to responses).

Responses can be interpreted as follows:

- Major Depressive Syndrome:
  - Suggested if, of the 9 items, 5 or more items are identified at a frequency of half or more of the days (7–11 days) during the assessment period.
- Minor Depressive Syndrome:
  - Suggested if, of the 9 items, the following are identified at a frequency of half or more of the days (7–11 days) during the assessment period:
    - D0150B. Feeling down, depressed or hopeless,
    - D0150C. Trouble falling or staying asleep, or sleeping too much or
    - D0150D. Feeling tired or having little energy.

# D0160: Total Severity Score Interpretation



In addition, the PHQ-2 to 9<sup>©</sup> Total Severity Score can be used to track changes in severity over time. Total Severity Score can be interpreted as follows:

- 1–4: Minimal depression.
- 5–9: Mild depression.
- 10–14: Moderate depression.
- 15–19: Moderately severe depression.
- 20–27: Severe depression.

# D0160: Coding Instructions for Symptom Presence Coded as 9



1. Symptom Presence	2. Symptom Frequency
↓ Enter Scores in Boxes ↓	
<input type="text" value="9"/>	<input type="text"/>
<input type="text" value="9"/>	<input type="text"/>
interview; otherwise, continue.	
<input type="checkbox"/>	<input type="checkbox"/>
<input type="checkbox"/>	<input type="checkbox"/>
<input type="checkbox"/>	<input type="checkbox"/>
<input type="checkbox"/>	<input type="checkbox"/>
<input type="checkbox"/>	<input type="checkbox"/>
<input type="checkbox"/>	<input type="checkbox"/>
<input type="checkbox"/>	<input type="checkbox"/>

Do Not Complete

## D0160. Total Severity Score

Enter Code

Add scores for all frequency responses in **Column 2**, Symptom Frequency. Total score must be between 00 and 27. Enter 99 if unable to complete interview (i.e., Symptom Frequency is blank for 3 or more required items).

If only the PHQ-2<sup>©</sup> is completed because **both** D0150A1 and D0150B1 are coded 9, leave D0150A2 and D0150B2 blank

Then leave D0160. Total Severity Score blank.

# D0160: Coding Instructions for Symptom Frequencies of 0 and 1



1. Symptom Presence	2. Symptom Frequency
↓ Enter Scores in Boxes ↓	
<div>1</div>	<div>1</div>
<div>1</div>	<div>0</div>
interview; otherwise, continue.	
<input type="checkbox"/>	<input type="checkbox"/>
<input type="checkbox"/>	<input type="checkbox"/>
<input type="checkbox"/>	<input type="checkbox"/>
<input type="checkbox"/>	<input type="checkbox"/>
<input type="checkbox"/>	<input type="checkbox"/>
<input type="checkbox"/>	<input type="checkbox"/>
<input type="checkbox"/>	<input type="checkbox"/>

## D0160. Total Severity Score

Enter Code

01

Add scores for all frequency responses in **Column 2**, Symptom Frequency. Total score must be between 00 and 27. Enter 99 if unable to complete interview (i.e., Symptom Frequency is blank for 3 or more required items).

If only the PHQ-2<sup>©</sup> is completed because **both** D0150A2 and D0150B2 are scored 0 or 1

Then add the numeric scores from these two frequency items and enter the value in D0160.

# D0160: Coding Instructions for a Completed PHQ-9<sup>©</sup>



1. Symptom Presence	2. Symptom Frequency
↓ Enter Scores in Boxes ↓	
1	2
1	2
1	3
1	3
1	2
0	0
1	2
0	0
1	2

If the PHQ-9<sup>©</sup> was completed  
(that is, D0150C–D0150I are  
not blank due to the responses  
in D0150A and B)

AND

If the resident answered the  
frequency responses of at  
least 7 of the 9 items on the  
PHQ-9<sup>©</sup>

Add the numeric scores  
from D0150A2–D0150I2  
following the instructions  
found in Appendix E and  
enter in D0160.

## D0160. Total Severity Score

Enter Code

16

Add scores for all frequency responses in Column 2, Symptom Frequency. Total score must be between 00 and 27. Enter 99 if unable to complete interview (i.e., Symptom Frequency is blank for 3 or more required items).

# D0160: Coding Instructions for Blank Symptom Frequencies

**REVISED**

1. Symptom Presence	2. Symptom Frequency
↓ Enter Scores in Boxes ↓	
1	2
1	3
1	1
1	2
1	2
1	1
9	
9	
-	

If symptom frequency in items D0150A2 through D0150I2 is blank for 3 or more items, the interview is deemed NOT complete

Then the Total Severity Score should be coded as “99” and the Staff Assessment of Mood should be conducted, **unless the assessment being completed is a standalone Part A PPS Discharge; if that is the case, then skip to D0700. Social Isolation.**

## D0160. Total Severity Score

Enter Code

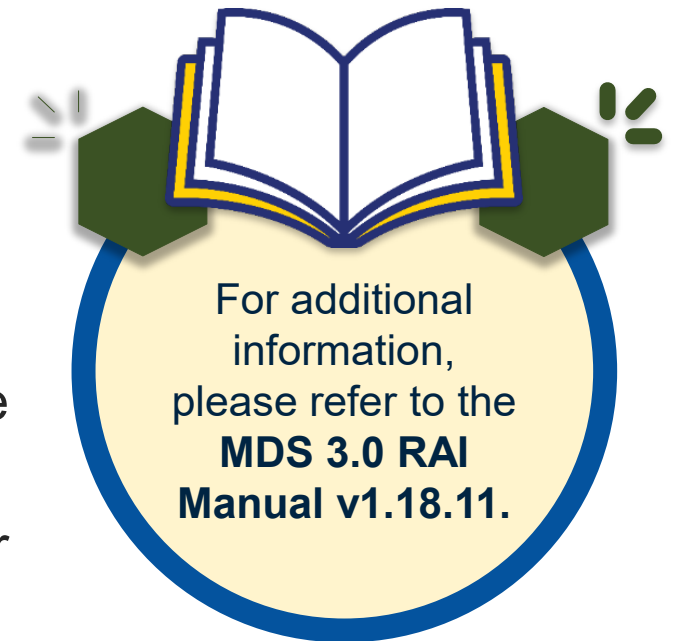
99

**Add scores for all frequency responses in Column 2, Symptom Frequency.** Total score must be between 00 and 27. Enter 99 if unable to complete interview (i.e., Symptom Frequency is blank for 3 or more required items).

# Additional Scoring Rules for D0160

Appendix E in the SNF MDS RAI Version 3.0 guidance manual provides additional scoring rules for D0160.

- These rules consider the “number of missing items in Column 2,” which is the number of items in Column 2 that are **blank (or skipped)**. An item in Column 2 could be **blank** if the corresponding item in Column 1 was equal to 9, No response **or a dash (symptom not assessed)**.
- The rules apply if D0150C through D0150I were asked and describe the following:
  - How to compute the Total Severity Score, with considerations for the number of missed items in Column 2, Symptom Frequency.
  - Examples of scoring the Total Severity Score based on the number of missing values in Column 2, Symptom Frequency.



# Summary



**D0150: Patient Mood Interview (PHQ-2 to 9<sup>©</sup>)** is a standardized interview for depression and mood disorders.

- Following the steps for assessment and coding for the PHQ-2 to 9<sup>©</sup> is essential for accurate detection of possible depression.
- By tallying the PHQ-2 to 9<sup>©</sup> Symptom Frequency Scores, a Total Severity Score can be calculated.

**D0160: Total Severity Score** can indicate the extent of potential depressive symptoms.

# Submitting Questions

If you have questions about this presentation, please submit them to [PACTraining@EconometricalInc.com](mailto:PACTraining@EconometricalInc.com) by June 2, 2023.

Select questions will be answered in Q&A sessions offered during the June 2023 virtual live event.

